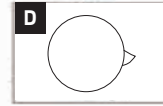
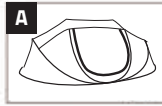


# STITCHED IN LABEL

## Pod Pop Up Tent



### IMPORTANT

- Please read these instructions carefully. Familiarise yourself with the product before use.
- Follow the fold up instructions provided below. Do not force the fibreglass poles as this may damage the frame.
- The tent is packed under pressure and should be handled with caution.
- Ensure the tent is fully dry before storing away.

### CONTENTS

- A. 1 x Tent with removable roof cover
- B. 6 x Tent pegs
- C. 2 x Guy ropes
- D. 1 x Carry bag

### SET UP INSTRUCTIONS

- The tent is packed under pressure and should be handled with caution.
  - Take care when unpacking the tent to open up in a cleared location.
  - Never unpack onto a concrete floor as the material can be damaged by abrasion.
  - Never use the tent in extremely strong winds.
1. Remove the tent from the carry bag and remove the strap.
  2. Release the tent away from you in a clear location.
  3. Secure the tent with pegs and guy ropes secured at a 45° angle.

### PACK DOWN INSTRUCTIONS

1. Remove all tent pegs and roll up the guy ropes.
2. Gather the top, side and base frame panels sections together.
3. With the gathered sections held together, turn the tent on its end (narrow side up) with the floor section facing your body.
4. Roll the top end of the frame away from you, tucking into the mid-section of the tent, continue rolling downwards all the way to the ground.
5. Push each circular loop down and inwards to form one large flattened circular shape.
6. Secure the tent with the strap and pack away into the carry bag.

### CARE INSTRUCTIONS

- Do not machine wash
- Hand wash with sponge and clean water
- Do not clean with soap, detergent, petrol, oil or solvents
- Do not iron
- Do not dry clean
- Lay on a flat surface to dry
- Ensure tent is fully dry before storing
- Store tent in the carry bag in a cool, dry location out of direct sunlight

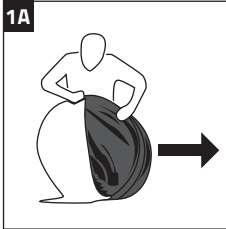
### WARNING!

KEEP ALL FLAME AND HEAT SOURCES AWAY FROM THIS TENT AT ALL TIMES.

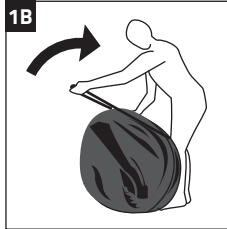
# STITCHED IN LABEL

## Pod Pop Up Tent

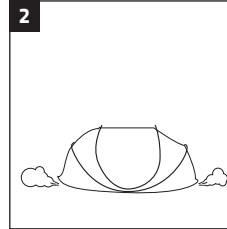
### SET UP



Remove from bag

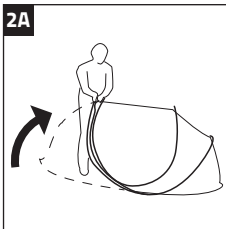


Remove strap

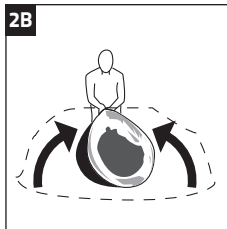


Release tent

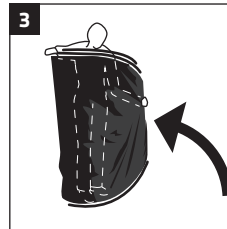
### PACK DOWN



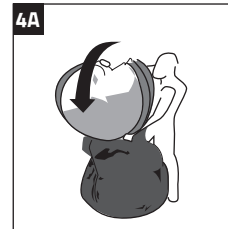
Gather the top panels



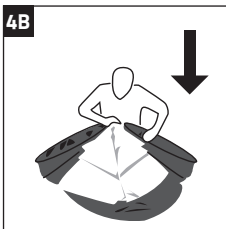
Bring together



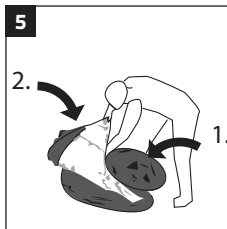
Turn tent on it's end



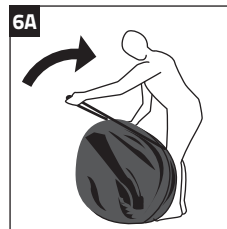
Tuck into mid-section



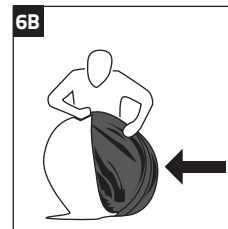
Continue rolling down



Push loops down & inwards



Secure tent with strap



Pack into bag